

Mastercard App-based Issuer Testing Platform

Registration User Guide

netcetera



The Registration User Guide:

- Will lead you through the most convenient registration process in fast and easy way;
- Lists the prerequisites for starting the registration process;
- Explains the Netcetera Demo Merchant mobile app availability and usage;
- Follow the steps and you will be able to finish it quickly and in a simple manner.



Table of content

Page	Content
4	Registration overview
5	Program overview
6	Registration
7	Registration successful (if possible issues, please see the explanation on slide7)
8	E-mail verification
9	E-mail validation successful
10	Add additional issuer name and issuer BIN
11	Netcetera Demo Merchant – Mobile app



Registration overview

Area	Details
1. Prerequisites	<p>Make sure that you have the issuer name and issuer BIN at hand, as they are mandatory fields in the registration form.</p> <p>Note:</p> <p>*The user should use only production Mastercard and Maestro cards. The transactions are enabled only by Issuer BINs, which are provided by the Issuer in the registration form. All transactions performed with a non-registered Issuer BIN will be rejected.</p> <p>**Only issuer BINs enrolled for the Mastercard Identity Check program can send EMV 3DS authentication requests. Others will be rejected.</p>
2. Platform access	<p>Self-register by visiting the Mastercard App-based Issuer Testing Platform: https://3ds.netcetera.com/3ds-test/</p>
3. Complete registration form	<p>Enter all required fields in the Registration form and acknowledge the Privacy Policy</p>
4. Complete e-mail verification	<p>Verify e-mail address by clicking e-mail verification link.</p>

Program overview

The screenshot shows the netceteza website header with navigation links: 3D-Secure Issuer Service, News, Mastercard PSD2 testing, About us, Contact us, and a search bar. The main content area features a red background with a hand holding a smartphone displaying a shopping cart and an 'ADD TO CART' button, next to a credit card. The text reads: 'Mastercard App-based Issuer Testing Platform' followed by a list of actions: '> Register', '> Check', and '> Improve'. A 'Register Here' button is present. Below this, a section titled 'It enables:' lists four bullet points: 'To leverage the benefits of EMV® 3DS', 'To troubleshoot and fine-tune the Access Control Server (ACS) setup for improved transaction processing in production environment', 'To lower the abandonment rates', and 'To provide your cardholders with the best user experience'. A paragraph states: 'We will lead you through the most convenient registration process.' and another 'Register Here' button is at the bottom. A 'Privacy & Cook' link is visible in the bottom right corner of the screenshot.

netceteza
3DS Issuing products

3D-Secure Issuer Service News Mastercard PSD2 testing About us Contact us Search

Mastercard App-based Issuer Testing Platform

- > Register
- > Check
- > Improve

Register Here

It enables:

- To leverage the benefits of EMV® 3DS
- To troubleshoot and fine-tune the Access Control Server (ACS) setup for improved transaction processing in production environment
- To lower the abandonment rates
- To provide your cardholders with the best user experience

We will lead you through the most convenient registration process.

Register Here

Privacy & Cook

In order to start the registration process, please click the **Register here** button.

Registration

← [3DS Issuing products](#)

Welcome to the Mastercard App-based Issuer Testing Platform

- Register.
- Check.
- Improve.

Here, you can test different cases and detect the reasons for error rates so you can eliminate them. Lessons learned here will help you focus on future development.

Start the testing by signing in and ensure the best experience for your cardholders.

netcetera



Registration

First name	Last name
<input type="text"/>	<input type="text"/>
E-mail	Confirm e-mail
<input type="text" value="your@mail.com"/>	<input type="text" value="your@mail.com"/>
Password	Confirm password
<input type="text"/>	<input type="text" value="repeat password"/>
Country	Address
<input type="text"/>	<input type="text"/>
Phone	Company
<input type="text" value="+38 --"/>	<input type="text"/>
Issuer Name	IssuerBin
<input type="text"/>	<input type="text"/>
ACS Provider	
<input type="text"/>	
<input type="checkbox"/> I agree to receive updates on products and events from Netcetera.	
<input type="checkbox"/> I have read, understood and agreed to the Privacy Policy	

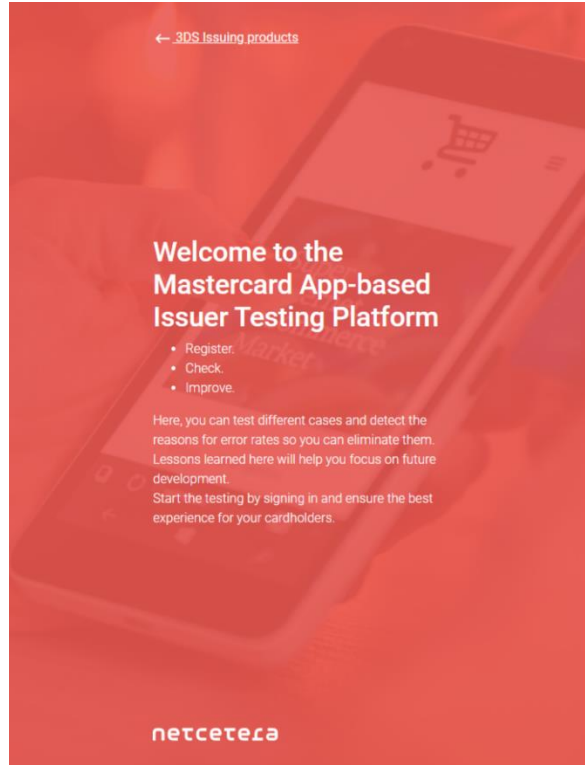
Already have an account? [Sign in](#) instead.

To register:

Please enter all required fields and acknowledge the **Privacy Policy**



Registration successful



Thank you for registering.

You will receive a confirmation e-mail shortly to activate your account. Please check your e-mail.

If you have not received an e-mail please contact ndm-psd2-support@netcetera.com

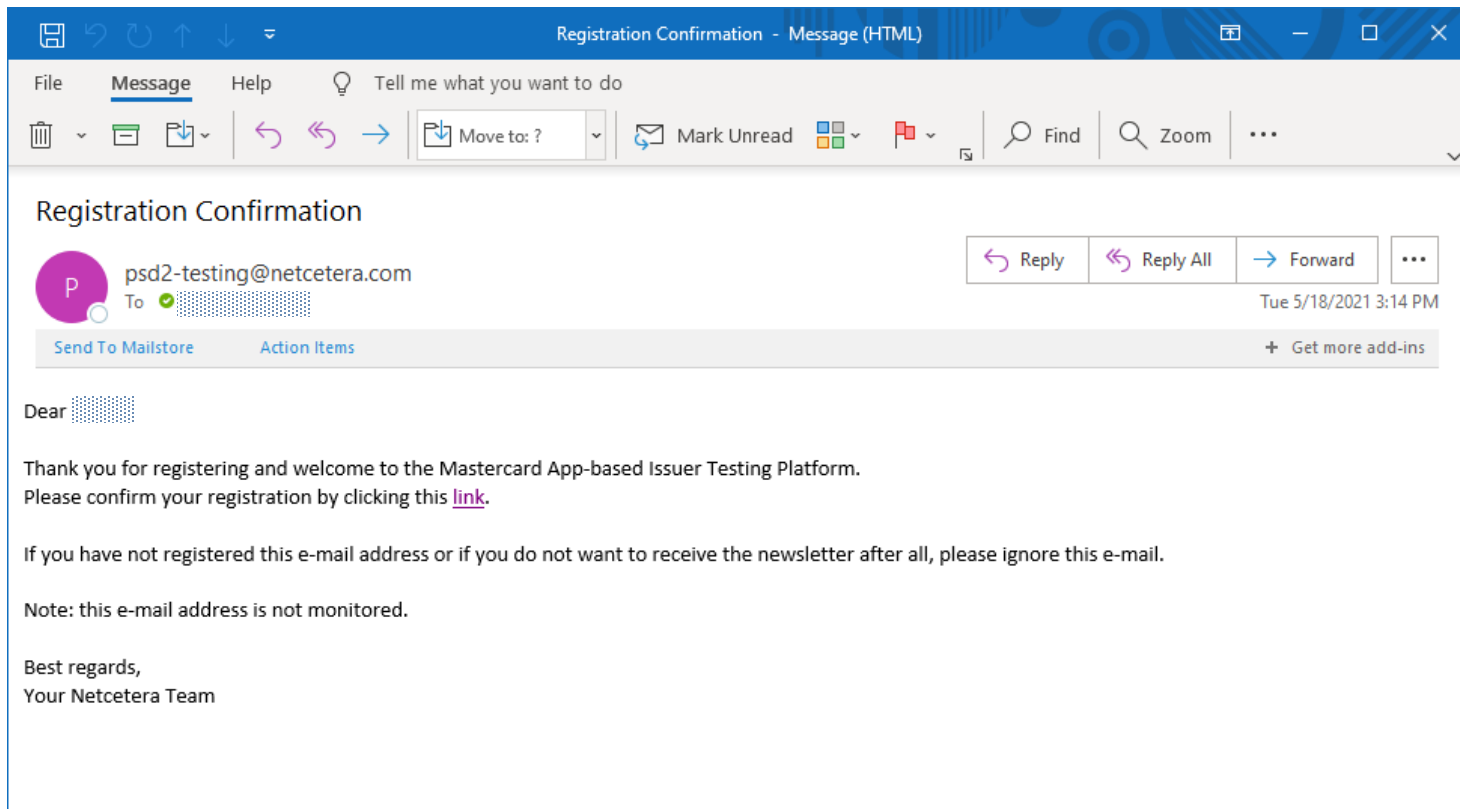
In case you are missing the **confirmation e-mail** in your regular Inbox folder please be kindly asked:

* To check your **Spam folder** or

** To enable receiving of email on your **mail server**, from psd2-testing@netcetera.com (Due to the security policy of the Company, the mail server may block the receipt of the confirmation e-mail)





Registration e-mail verification




The screenshot shows a web-based email client interface. The title bar reads "Registration Confirmation - Message (HTML)". The menu bar includes "File", "Message", and "Help". The toolbar contains icons for deleting, moving, replying, and other actions. The main content area displays the following information:

Registration Confirmation

 **psd2-testing@netcetera.com**
To: 

[Send To Mailstore](#) [Action Items](#) [+ Get more add-ins](#)

Dear 

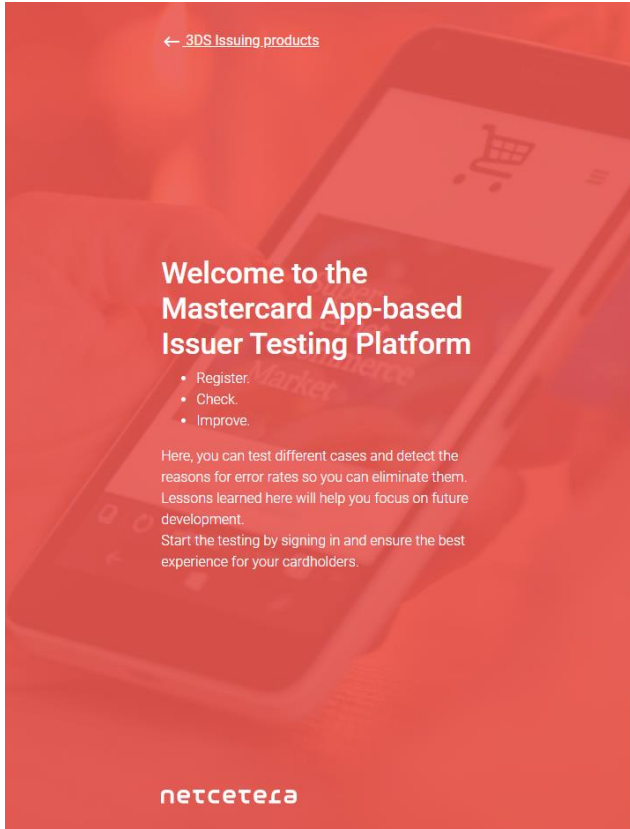
Thank you for registering and welcome to the Mastercard App-based Issuer Testing Platform.
Please confirm your registration by clicking this [link](#).

If you have not registered this e-mail address or if you do not want to receive the newsletter after all, please ignore this e-mail.

Note: this e-mail address is not monitored.

Best regards,
Your Netcetera Team

E-mail validation successful



Successfully validated your e-mail

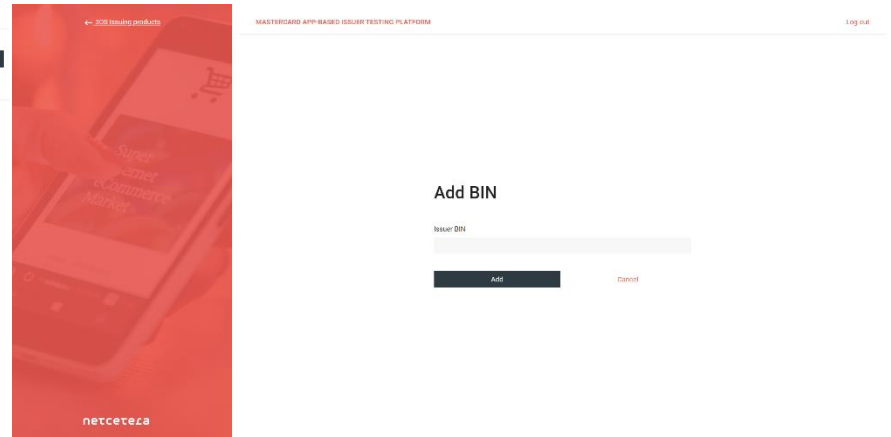
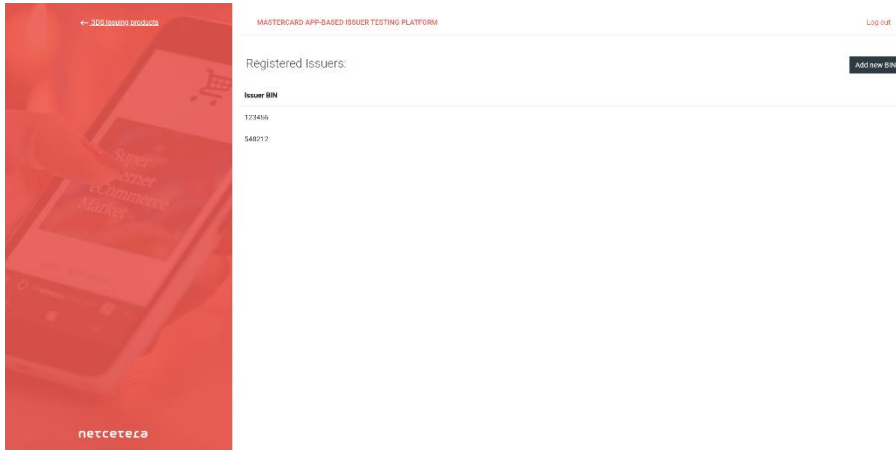
Netcetera wishes you a successful time testing!

If you want to see your account details, please go to the [Login Page](#)



Add additional Issuer name and Issuer BIN*

1. For Registered Issuers
2. Click “Add New BIN”
3. Enter Issuer information
4. Click “Add BIN”



Netcetera Demo Merchant (NDM) mobile app

Carrier 10:45 AM
ndm
Netcetera Demo Merchant

Card number Card number

Purchase amount (€) 0.00 *The purchase amount is in Euros*

Card expiring date YY/MM *Expiry date is not validated. Only 4 digits*

Cardholder name John Doe *Cardholder will not be validated in the test app*

Category Payment Non-Payment

UI Type Native HTML Both

EMV 3DS version 2.2.0 > *Can switch between 2.1.0 and 2.2.0*

Submit

- In order to conduct self-testing & validation, please download the Netcetera Demo Merchant (NDM) mobile application
- NDM mobile application is integrated with Netcetera's 3DS SDK product. It is part of the Mastercard App-based Issuer Testing Platform.
- It is available for both iOS and Android platforms and can be downloaded from [Apple store](#) and [Google Play store](#).
- The user does not need any additional settings once the App is installed. The user can proceed directly with the transactions by adding the Card details on the checkout page. (pls see left sided picture)

Troubleshooting

For any questions or issues during the registration process or the testing process please contact Mastercard support at:

IDC_customer_support@mastercard.com